


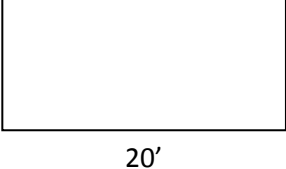

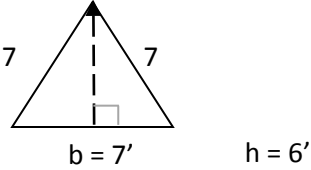
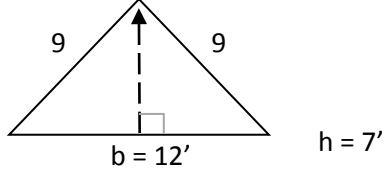
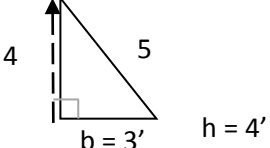
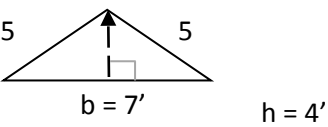
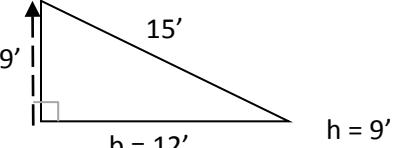
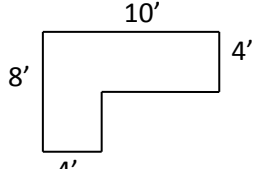
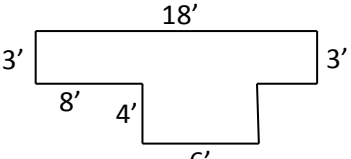
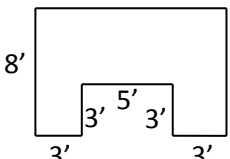


Perimeter and Area Practice – Answer Key

Find the perimeter and area for each of the shapes below.

Diagrams are not to scale.

1.		Perimeter = 52' Area = 105 sq. ft.
2.		Perimeter = 26' Area = 36 sq. ft.
3.		Perimeter = 32' Area = 64 sq. ft.
4.		Perimeter = 56' Area = 160 sq. ft.
5.		Perimeter = 80' Area = 175 sq. ft.
6.		Perimeter = 21' Area = 21 sq. ft.
7.		Perimeter = 30' Area = 42 sq. ft.

<p>8.</p> 	<p>Perimeter = 12'</p> <p>Area = 6 sq. ft.</p>
<p>9.</p> 	<p>Perimeter = 17'</p> <p>Area = 14 sq. ft.</p>
<p>10.</p> 	<p>Perimeter = 36'</p> <p>Area = 54 sq. ft.</p>
<p>11.</p> 	<p>Perimeter = 36'</p> <p>Area = 56 sq. ft.</p>
<p>12.</p> 	<p>Perimeter = 50'</p> <p>Area = 78 sq. ft.</p>
<p>13.</p> 	<p>Perimeter = 44'</p> <p>Area = 73 sq. ft.</p>